

ENVIRONMENTAL PRODUCT DECLARATION

In accordance with ISO 14025 and
EN 15804:2012+A2:2019 :



ENVIRONMENTAL FOOTPRINT INSTITUTE



AQUA EPOXY TOP COAT

Manufactured by NATIONAL PAINTS

Programme:
Programme operator:
EPD Reference number:
Issue date:
Valid until:

Environmental Footprint Institute
National Paints Factories Co. Ltd.
240306EPD CR:P-3100
27-03-2024
27-03-2029

An EPD should provide current information and may be updated if conditions change.
The stated validity is therefore subject to the continued verification and registration at
www.environmentalfootprintinstitute.org



TABLE OF CONTENTS

1. Program Information	3
2. Introduction	3
3. Company Information	4
4. Product Information	5
a. Analyzed Product	5
b. Technical Specifications	5
c. Applications	5
5. LCA Information	6
a. Declared Unit	6
b. Time Representativeness	6
c. LCA Software and Database	6
d. System Boundaries	6
e. Manufacturing Flow and Diagram	8
f. Content Declaration	8
g. Substances listed in the Candidate List of SVHC	8
h. LCA Modelling	9
i. More Information	9
6. Environmental Performance	10
a. Potential Environmental Impacts	10
b. Interpretation of LCA Results	14
7. Mandatory Statements	
8. Contact Information	15
9. Additional Information	15
a. Action Plans	15
b. Information Related to Sector EPD	15
c. Differences versus previous versions	15
10. References	16



AQUA EPOXY TOP COAT

1.0 PROGRAM INFORMATION

• Program	The EFI Program
• Product Group Classification	UN CPC 3511
• Product Category Rules (PCR)	P-3100: Construction products in general (EN-15804)
• Registration Number	240306EPD CR:P-3100
• Issue Date	27.03.2024
• Validity Date	27.03.2029
	An EPD should provide current information and may be updated if conditions change. The stated validity is therefore subject to the continued registration and publication at www.environmentalfootprintinstitute.org
• Geographical Scope	Manufactured in Sharjah (UAE) and distributed in UAE.

2 INTRODUCTION

This report contains the environmental performance of the manufacturing process of **AQUA EPOXY TOP COAT** Manufactured by **NATIONAL PAINTS FACTORIES CO. LTD.** located in Industrial Area-13, Maliha Road, Sharjah (United Arab Emirates). This Environmental Product Declaration (EPD) has been developed using the Life Cycle Assessment (LCA) methodology. The environmental impact values calculated are expressed to One-Kg of Paint.

The assessed life cycle includes all phases in the manufacturing process of Paints in a “cradle to gate with options” scope. This LCA covers transportation of raw materials, production, distribution of final product to the customer and end of life stages.

This EPD has been conducted according to the program operator regulations and it has been verified in accordance with The Environmental Footprint Institute. The EPD regulation is a system for the international use of Type III Environmental Declarations, according to ISO 14025:2006. Not only the system, but also its applications, is described in the Programmer’s Product Category Rules (PCR). This report has been made following the specifications given in the European standard EN 15804:2012+A2:2019/AC:2021.

AQUA EPOXY TOP COAT

3.0 COMPANY INFORMATION

National Paints is a third-generation business, built on a family's entrepreneurial vision and values. Our story begins in 1948, when Faeq Ibrahim Sayegh opened a building materials shop on a bustling merchant street in Amman, Jordan. Later, recognizing a gap in the market for high-quality paint products, the Sayegh brothers were inspired to contribute to the growth of the paint industry. And so, National Paints was born in 1969 with a commitment to exceptional quality and superior service.

In 1977, Saleem Sayegh saw an opportunity in the United Arab Emirates, and opened a factory in Sharjah. The plant became the epicenter of National Paints' journey of growth as it became the region's biggest paints and coatings factory.

Today, National Paints products improve, protect and uplift projects and properties across 80 countries. Yet, we remain under family stewardship, and our approach is still built on Sayegh family values. We take pride in what we do and hold ourselves to exacting standards. We continuously strive towards exceptional customer service and are willing to go the extra mile to help customers find or customize the perfect product.

Sustainable Practices

National Paints is committed to green and sustainable practices by using backward and forward integration into its manufacturing processes:

- Sourcing of raw materials from the closest source to reduce the impact on transportation;
- Using recycled materials and minimizing waste which further helps reduce environmental impact and carbon footprint;
- Manufacturing own resin and packing materials.

Certifications



AQUA EPOXY TOP COAT

4.0 PRODUCT INFORMATION

4.1 Analyzed Product

National Aqua Epoxy Top Coat is a two pack, water based, epoxy top coat. It gives a smooth matt finish, with excellent adhesion to cementitious surfaces, good alkali resistance, with good washability.

It is recommended as a top coat for:

- National Aqua Epoxy Floor System



4.2 Technical Specification

COLOUR OF DRY FILM	White
FINISH DRY FILM	Matt, Smooth
VOLUME SOLIDS (ASTM D2697)	45 ± 2 %
SPECIFIC GRAVITY	1.30 ± 0.05
THEORETICAL SPREADING	9.0 – 6.0 m ² /liter
RECOMMENDED DFT (DRY FILM)	50 – 75 microns/coat
RECOMMENDED WFT (WET FILM)	111 – 166 microns/ coat

4.3 Surface Preparation & Application Methods

All concrete surfaces must be sound and clean, free from oil, grease, dust, other contaminants and suitably primed.

Application

- Brush/Roller/Squeegee
- Airless Spray Requirements
 - Pressure : 2200-2500 psi
 - Nozzle Size : 0.015”–0.018”

Cleaning solvent / Thinner: Distilled Water

for more details ,please refer to the product Technical Data Sheet.

AQUA EPOXY TOP COAT

5.0 LCA INFORMATION

This EPD is intended for diverse applications, including industry databases, publications, and communication within the business-to-business (B2B) landscape. Specifically designed for the environmental assessment of buildings, EPDs allow stakeholders to access crucial information regarding a product's environmental performance. This tailored design facilitates B2B communication, enabling companies to make environmentally conscious decisions when selecting materials and components for construction projects. The primary target audience for EPDs is both business-to-business (B2B) interactions, where companies can exchange and evaluate environmental information, and business-to-consumer (B2C) scenarios, where end-users can make informed, sustainable choices based on the disclosed environmental impact of products.

5.1 Declared Unit

The Declared Unit of the Life Cycle Assessments is One-Kg of paint plus the proportional part of packaging. All direct and indirect environmental impacts, as well as the use of resources, are reported referred to this unit. This EPD presents the environmental impacts associated to the LCA of the analyzed products

5.2 Time Representativeness

Manufacturing facility specific data from National Paints LLC are based on 1 year average for process data (Reference year January to December 2023). The following rules for time scope of data were applied - < 10 years for background data and < 2 years for manufacturer's data.

5.3 LCA Software and Database

Version 3.16.0.1 of software Air.e LCA™ with Ecoinvent™ 3.9.1 database has been used for LCA modeling and impacts calculations.

5.4 System Boundaries

This EPD covers all product stages from “cradle to gate with options”, i.e this LCA covers Production stage A1-A3, Transportation A4, Application of paints A5, End of life stages C1-C4 and Resource recovery stage D according to EN 15804 + A2/AC:2021.

The procedures that are not controlled by the company, but are included in this environmental study, are:

- The extraction and production of fuels.
- The production of electricity.

All related direct and indirect environmental impacts related to these elements have been calculated and were included in the LCAs in this EPD.

Upstream Processes (A1: Raw Material Supply): Production of the product starts with mainly raw material production and transportation from different parts of the world and some locally sourced. 'Raw material supply' includes raw material extraction before production.

AQUA EPOXY TOP COAT

5.0 LCA INFORMATION

Core Processes (A2: Transportation, A3: Manufacturing and A4: Transport, Application A5): Transport is relevant for delivery of raw materials to the plant and the transport of materials within the plant. Electricity is consumed in the production process. Paints are distributed to customer's places. Paint production starts with receipt of raw materials, pre-mixing, dispersion, tinting, quality inspection, filtration, filling & packaging and transport to warehouse. To create a scenario of the A4 phase, all the paints sold from January – December 2023 has been analyzed as representative of the international transport. The transport means 3.5-7.5t & >32t trucks, Euro 5. While Stage A5, the VOC and dilution of Paints are not applicable whereas the transportation and disposal/recycle of the wooden pallets and metal can wastes are included.

Scenario Details	Description
Vehicle used for transport	3.5-7.5t & >32t trucks, Euro 5.
Vehicle capacity	3.5 -7.5 tons and 25 tons
Fuel type and consumption	Diesel, 0.38 liters per km
Capacity utilization (including empty drums)	50% as assumed in Ecoinvent
Bulk transportation	Mass of the transported product.

Module C1: Calculations for paints are done based on dried/cured paint. As a result of the drying and curing processes that take place in modules A5 and B2, solvents & water are eliminated from the coating mass as a whole. Since the coating is not removed from the substrate, the environmental impact of module C1 can be taken as zero.

Module C2: Module C2 assumes that the entire waste paint is transported to a nearby waste treatment facility in a Euro 6 truck. Distance to a nearby waste treatment facility can be averaged at 50 kms.

Module C3: Module C3 assumes that none of the produced paint is passed on to waste processing. Hence, the environmental impact of this module is set to be zero.

Module C4 Disposal - Paint waste is usually collected as part of the substrate in construction materials. Hence, module C4 assumes that 100% of the paint that is applied to the substrate is transported to a landfill.

Scenario Details	Description
Collection Process by type	1 ton of collected product mixed with construction waste
Recovery	Nil. 100% of the paint that is applied to the substrate is transported to a landfill.

Module D Reuse, Recycling & Recovery Potential - Paint applied on buildings is not considered to be recycled, hence the environmental impacts of module D are negligible.

AQUA EPOXY TOP COAT

5.0 LCA INFORMATION

5.5 MANUFACTURING FLOW AND SYSTEM BOUNDARIES DIAGRAM









The scope of this EPD is "cradle to gate with options".

Possible scopes of the LCA defined in the European standard EN 15804:2012+A2:2019/AC:2021 are :

	Production Stage			Construction Process Stage	Use Stage							End of Life Stage				Resource Recovery Stage	
	Raw Materials	Transport	Manufacturing		Transport	Construction Installation	Use	Maintenance	Repair	Replacement	Refurbishment	Operational Energy Use	Operational Water Use	De-construction Demolition	Transport		Waste Processing
Module	A1	A2	A3	A4	A5	B1	B2	B3	B4	B5	B6	B7	C1	C2	C3	C4	D
Modules declared	X	X	X	X	X	ND	ND	ND	ND	ND	ND	ND	X	X	X	X	X
Geography	UAE GLO	UAE GLO	UAE	UAE	UAE	-	-	-	-	-	-	-	UAE	UAE	UAE	UAE	UAE
Specific data	GWP > 90%				-	-	-	-	-	-	-	-	-	-	-	-	-
Variation - products	0				-	-	-	-	-	-	-	-	-	-	-	-	-
Variation - sites	0				-	-	-	-	-	-	-	-	-	-	-	-	-

AQUA EPOXY TOP COAT

5.0 LCA INFORMATION

Scope of this Life Cycle Assessment 'Cradle to Gate with Options'					
A1 Raw Materials Production	A2 Transport raw materials	A3 Manufacture	A4 Distribution	C1-C4 End of use Stage	D Recovering & Recycling
					
Raw Materials and Chemicals	Transport from supplier by land or sea	Paint Manufacturing	Transport to customers by trucks & Ships	Demolition, transport, disposal.	Reuse, recovery and recycling potential

5.6 Content Declaration

Product Components	%	Post-consumer material, weight-%	Biogenic material, weight-% and kg C/kg
Extenders	15-20	0	0
Binders	30-35	0	0
Pigment	11-18	0	0
Additives	1-3	0	0
Biocide	0	0	0
Water	30-40	0	0

Packaging Materials			
Packaging Materials	Weight Kg	Weight % (Versus the Product)	Weight biogenic carbon, kg C/kg
Wooden Pallet	813.88	2.31	0*
Metal Drum	2344	6.66	0

*Biogenic carbon content is not presents since the packaging weights less than a 5% over the product's weight.

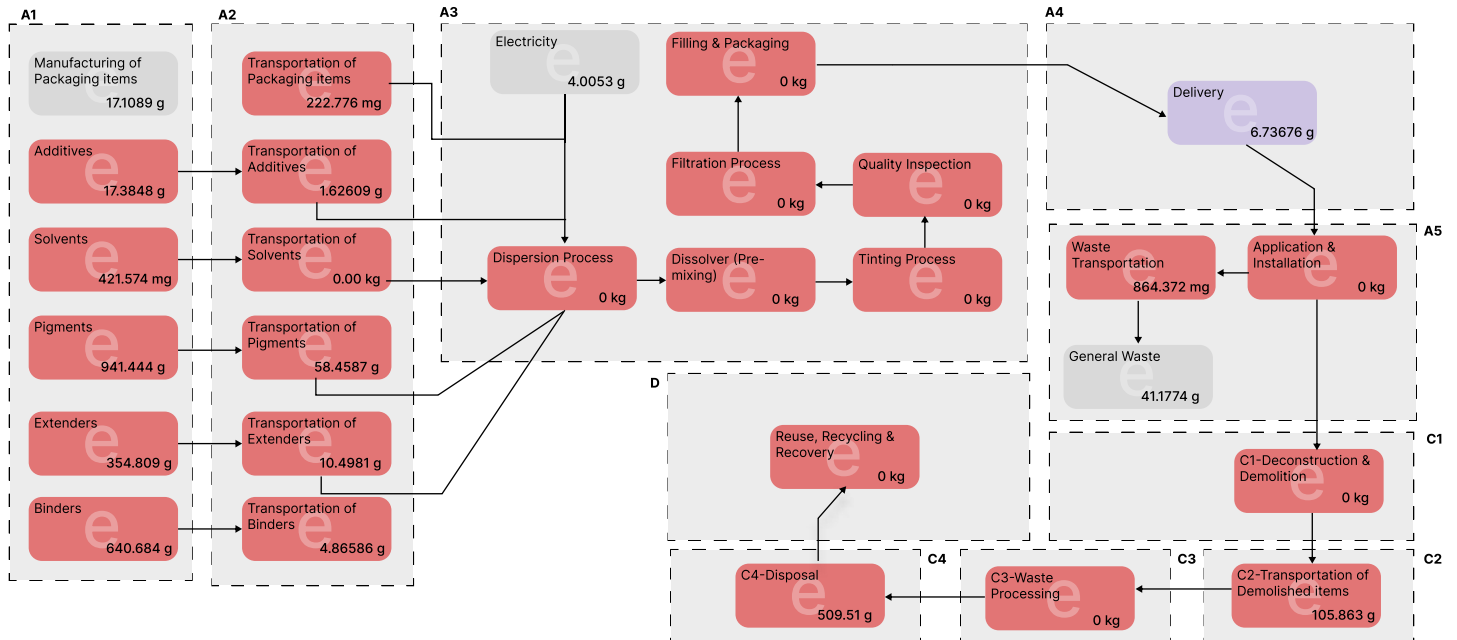
5.7 Substance listed in the "Candidate List of SVHC"

During the life cycle of the product no hazardous substance listed in the "Candidate List of Substances of Very High Concern (SVHC) for authorization" has been used in a percentage higher than 0.1% of the weight of the product.

AQUA EPOXY TOP COAT

5.0 LCA INFORMATION

5.8 Life Cycle Assessment Modeling



5.9 More information

Cut-off rules: more than 99% of the materials and energy consumption have been included. The Polluter Pays Principle and the Modularity Principle have been followed.

Allocations: The allocation of common inputs and outputs is based on the general allocation rule what represents the proportion of production of every specific product in overall production expressed in kg. Generic process data for production of input materials were used.

Electricity: A specific dataset with the Life Cycle Inventory (LCI) corresponding to the electricity mix in United Arab Emirates, has been used for this LCA.

Calculation Rules: Datasets from Ecoinvent 3.9.1 with emission factors for raw materials and generic chemicals have been characterized to adjust them to the characteristics of manufacturing of suppliers or counties where suppliers are located. Specific datasets with the emissions factors corresponding to the fuel combustion of production plant and machinery have been developed for these LCAs. Indirect emissions due to diesel production and transportation are also included in the environmental impact. Minor components are not directly related to the product, with less than 1% impact, such as office supplies, has been excluded from the assessment.

AQUA EPOXY TOP COAT

5.0 LCA INFORMATION

All transports of components have been included in the LCA considering real distances travelled by materials used for production. It is estimated in a global scale according to Ecoinvent™ criteria. As exact port locations are not known in detail, transport distances have been calculated from a one of the ports in the country of origin to the factory. Operation in port has also been excluded. Road distances calculated using Google Maps. Maritime distances calculated using Marine Traffic Voyage Planner. By Products Assignment There are no By Products in this Environmental Product Declaration. Hence, no allocation had to be applied.

6.0 ENVIRONMENTAL PERFORMANCE

6.1 Potential Environment Impacts

In the following tables, the environmental performance of the declared units “One-Kg of Paints” is presented for the National Paints Factories Co Ltd. During the assessment it was not evident to distinguish the differences in the consumption of electricity, water, raw material and chemicals during the manufacturing. Hence, the calculation is based on total production vs total consumption against production of the product.

Environmental impacts are calculated using the EF-3.1.

The estimated impact results are only relative statements, which do not indicate the endpoints of the impact categories, exceeding thresholds values, safety margins or risks.

Core Environmental Impact Indicators

Impact Category	Unit	A1	A2	A3	A4	A5	B1-B7	C1	C2	C3	C4	Total	D
Climate change (GWP) –fossil	kg CO2e	1.96E+00	7.56E-02	4.00E-03	6.73E-03	4.79E-03	0.00E+00	0.00E+00	1.06E-01	0.00E+00	5.09E-01	2.67E+00	0.00E+00
Climate change (GWP) –biogenic	kg CO2e	7.89E-03	1.91E-05	4.59E-07	1.73E-06	3.72E-02	0.00E+00	0.00E+00	2.72E-05	0.00E+00	2.43E-04	4.54E-02	0.00E+00
Climate change (GWP) –LULUC	kg CO2e	1.31E-03	4.02E-05	2.81E-07	3.47E-06	2.15E-06	0.00E+00	0.00E+00	5.45E-05	0.00E+00	8.92E-05	1.50E-03	0.00E+00
Climate change (GWP) – total	kg CO2e	1.97E+00	7.57E-02	4.01E-03	6.74E-03	4.20E-02	0.00E+00	0.00E+00	1.06E-01	0.00E+00	5.10E-01	2.72E+00	0.00E+00
Ozone depletion	kg CFC-11e	6.86E-08	1.13E-09	1.10E-10	1.01E-10	4.45E-11	0.00E+00	0.00E+00	1.58E-09	0.00E+00	1.28E-08	8.43E-08	0.00E+00
Acidification	mol H+e	1.82E-02	3.94E-04	5.62E-06	2.38E-05	1.85E-05	0.00E+00	0.00E+00	3.74E-04	0.00E+00	6.17E-04	1.96E-02	0.00E+00
Eutrophication, aquatic freshwater	kg Pe	5.32E-04	5.82E-06	1.97E-07	5.39E-07	2.42E-06	0.00E+00	0.00E+00	8.47E-06	0.00E+00	2.43E-05	5.74E-04	0.00E+00
Eutrophication, aquatic marine	kg Ne	2.07E-03	1.16E-04	1.23E-06	7.67E-06	4.05E-05	0.00E+00	0.00E+00	1.20E-04	0.00E+00	1.51E-04	2.50E-03	0.00E+00
Eutrophication, terrestrial	mol Ne	2.02E-02	1.27E-03	1.36E-05	8.29E-05	5.13E-05	0.00E+00	0.00E+00	1.30E-03	0.00E+00	1.61E-03	2.45E-02	0.00E+00
Photochemical ozone formation	kg NMVOCe	8.02E-03	4.44E-04	9.08E-06	3.20E-05	3.17E-05	0.00E+00	0.00E+00	5.03E-04	0.00E+00	6.23E-04	9.67E-03	0.00E+00
Abiotic depletion, minerals & metals	kg Sbe	3.23E-05	2.30E-07	2.80E-08	2.15E-08	7.70E-09	0.00E+00	0.00E+00	3.37E-07	0.00E+00	5.48E-07	3.34E-05	0.00E+00
Abiotic depletion of fossil resources	MJ	4.07E+01	1.12E+00	6.97E-02	1.01E-01	4.39E-02	0.00E+00	0.00E+00	1.58E+00	0.00E+00	2.40E+00	4.60E+01	0.00E+00
Water use	m³ W.ed	2.39E+00	6.87E-03	3.64E-04	6.29E-04	1.26E-03	0.00E+00	0.00E+00	9.88E-03	0.00E+00	1.87E-01	2.60E+00	0.00E+00

AQUA EPOXY TOP COAT

6.0 ENVIRONMENTAL PERFORMANCE

Additional Environmental Impact Indicators

Impact Category	UNIT	A1-A3	A4	A5	B1-B7	C1	C2	C3	C4	Total	D
Particulate matter	Incidence	1.46E-07	4.34E-10	2.44E-10	0.00E+00	0.00E+00	6.83E-09	0.00E+00	6.76E-09	1.60E-07	0.00E+00
ionizing radiation, human	kBq U234e	6.31E-02	7.82E-05	3.17E-05	0.00E+00	0.00E+00	1.23E-03	0.00E+00	3.98E-03	6.84E-02	0.00E+00
Eco-toxicity (freshwater)	CTUe	8.99E+00	8.17E-03	4.10E-03	0.00E+00	0.00E+00	1.28E-01	0.00E+00	2.02E-01	9.33E+00	0.00E+00
Human toxicity, cancer effects	CTUe	1.77E-09	1.93E-12	8.84E-13	0.00E+00	0.00E+00	3.04E-11	0.00E+00	4.31E-11	1.85E-09	0.00E+00
Human toxicity, non-cancer	CTUe	3.00E-08	5.85E-11	9.70E-11	0.00E+00	0.00E+00	9.19E-10	0.00E+00	9.97E-10	3.21E-08	0.00E+00
Land use related impacts/soil	Dimensionless	1.49E+01	5.55E-02	6.05E-02	0.00E+00	0.00E+00	8.72E-01	0.00E+00	8.98E-01	1.68E+01	0.00E+00

EN 15804+A2 disclaimer for Ionizing radiation, human health. This impact category deals mainly with the eventual impact of low dose ionizing radiation on human health of the nuclear fuel cycle. It does not consider effects due to possible nuclear accidents, occupational exposure nor due to radioactive waste disposal in underground facilities. Potential ionizing radiation from the soil, from radon and from some construction materials is also not measured by this indicator.

Environmental Impact -GWP-GHG

Impact Category	UNIT	A1-A3	A4	A5	B1-B7	C1	C2	C3	C4	Total	D
GWP-GHG	kg CO2e	2.07E+00	6.80E-03	4.42E-02	0.00E+00	0.00E+00	1.07E-01	0.00E+00	5.11E-01	2.74E+00	0.00E+00

This indicator includes all greenhouse gases excluding biogenic carbon dioxide uptake and emissions and biogenic carbon stored in the product as defined by IPCC AR 5 (IPCC 2013) This indicator is almost equal to the GWP indicator originally defined in EN 15804:2012+A1:2013.

Use of Natural Resources

Impact Category	UNIT	A1-A3	A4	A5	B1-B7	C1	C2	C3	C4	Total	D
Renewable PER used as energy	MJ	1.96E+00	1.20E-03	-4.71E-01	0.00E+00	0.00E+00	1.89E-02	0.00E+00	5.97E-02	1.57E+00	0.00E+00
Renewable PER used as materials	MJ	4.83E-01	0.00E+00	4.73E-01	0.00E+00	0.00E+00	0.00E+00	0.00E+00	0.00E+00	9.56E-01	0.00E+00
Total use of renewable PER	MJ	2.44E+00	1.20E-03	1.38E-03	0.00E+00	0.00E+00	1.89E-02	0.00E+00	5.97E-02	2.53E+00	0.00E+00
Non-renew. PER used as energy	MJ	3.03E+01	9.53E-02	-2.68E-01	0.00E+00	0.00E+00	1.50E+00	0.00E+00	-5.90E+00	2.57E+01	0.00E+00
Non-renew. PER used as materials	MJ	9.45E+00	0.00E+00	3.10E-01	0.00E+00	0.00E+00	0.00E+00	0.00E+00	8.18E+00	1.79E+01	0.00E+00
Total use of non-renewable PER	MJ	3.98E+01	9.53E-02	4.17E-02	0.00E+00	0.00E+00	1.50E+00	0.00E+00	2.28E+00	4.37E+01	0.00E+00
Use of secondary materials	Kg	3.16E-02	4.23E-05	1.85E-05	0.00E+00	0.00E+00	6.64E-04	0.00E+00	3.16E-03	3.54E-02	0.00E+00
Use of renewable secondary fuels	MJ	1.34E+04	5.44E-01	3.95E-01	0.00E+00	0.00E+00	8.54E+00	0.00E+00	2.03E+01	1.34E+04	0.00E+00
Use of non-renew. Secondary fuels	MJ	0.00E+00	0.00E+00	0.00E+00	0.00E+00	0.00E+00	0.00E+00	0.00E+00	0.00E+00	0.00E+00	0.00E+00
Use of net fresh water	m3	5.64E+01	1.52E-02	3.01E-02	0.00E+00	0.00E+00	2.39E-01	0.00E+00	4.39E+00	6.10E+01	0.00E+00

6.0 ENVIRONMENTAL PERFORMANCE

End of Life - waste

Impact Category	UNIT	A1-A3	A4	A5	B1-B7	C1	C2	C3	C4	Total	D
Hazardous waste	Kg	1.04E-01	7.25E-05	5.68E-05	0.00E+00	0.00E+00	1.14E-03	0.00E+00	3.47E-02	1.40E-01	0.00E+00
Non-hazardous waste	Kg	2.94E+00	2.31E-03	1.97E-03	0.00E+00	0.00E+00	3.63E-02	0.00E+00	1.30E-01	3.11E+00	0.00E+00
Radioactive waste	Kg	1.57E-05	1.92E-08	2.54E-08	0.00E+00	0.00E+00	3.01E-07	0.00E+00	1.02E-06	1.71E-05	0.00E+00

End of Life - Outflows

Impact Category	UNIT	A1-A3	A4	A5	B1-B7	C1	C2	C3	C4	Total	D
Components for reuse	Kg	0.00E+00	0.00E+00	0.00E+00	0.00E+00	0.00E+00	0.00E+00	0.00E+00	0.00E+00	0.00E+00	0.00E+00
Materials for recycling	Kg	6.44E-02	7.35E-07	7.00E-07	0.00E+00	0.00E+00	1.16E-05	0.00E+00	2.17E-05	6.44E-02	0.00E+00
Materials for energy recovery	Kg	2.41E-05	5.96E-09	3.04E-09	0.00E+00	0.00E+00	9.36E-08	0.00E+00	1.62E-03	1.64E-03	0.00E+00
Exported energy - electricity	MJ	5.90E+03	6.73E+00	9.01E+00	0.00E+00	0.00E+00	1.06E+02	0.00E+00	3.91E+02	6.41E+03	0.00E+00
Exported energy - thermal	MJ	2.09E+04	1.38E+01	4.69E+00	0.00E+00	0.00E+00	2.17E+02	0.00E+00	3.72E+02	2.15E+04	0.00E+00



6.0 ENVIRONMENTAL PERFORMANCE

Biogenic Carbon Content

Details	Unit	A1-A3
Biogenic carbon content in product	Kg C	0
Biogenic carbon content in accompanying packaging	Kg C	0

Note: 1 kg biogenic carbon is equivalent to 44/12 kg CO₂. "Reading example: 1.57E-03 = 1.57*10⁻³ = 0.00157"

Disclaimer: "According to the EN 15804:2012+A2:2019 standard, the LCIA results are relative expressions translating impacts into environmental themes such as climate change, ozone depletion, etc. (midpoint impact categories). Thus, the LCIA results do not predict impacts on category endpoints such as impact on the extinction of species or human health. In addition, the results do not provide information about the exceeding of thresholds, safety margins or risks".

6.2 Interpretation of LCA Study Results

In general terms, as it is shown in the table of core environmental impact indicators, A1-A2 modules have the higher impact, representing above 80% of the whole impact. A4 module has a less impact. C2 and C4 module has little impact too.

7.0 Mandatory Statements

Explanatory material can be obtained from EPD owner and/or LCA author. Contact information can be found below. The verifier and The Program Operator do not make any claim or present any responsibility about the legality of the product.

The EPD owner has the sole ownership, liability, and responsibility for the EPD. The LCA Author shall not be liable with respect to manufacturer information, life cycle assessment data and evidences.

EPDs within the same product category but registered in different EPD programmes may not be comparable. For two EPDs to be comparable, they must be based on the same PCR (including the same version number) or be based on fully-aligned PCRs or versions of PCRs; cover products with identical functions, technical performances and use (e.g. identical declared/functional units); have equivalent system boundaries and descriptions of data; apply equivalent data quality requirements, methods of data collection, and allocation methods; apply identical cut-off rules and impact assessment methods (including the same version of characterization factors); have equivalent content declarations; and be valid at the time of comparison.

AQUA EPOXY TOP COAT

8.0 CONTACT INFORMATION

EPD Owner

NATIONAL PAINTS FACTORIES CO. LTD.

Industrial Area-13, Sharjah (United Arab Emirates)

Tel : +971 6 5130000

mehmood.khan@nationalpaints.com

www.nationalpaints.com



LCA Author

Name : Mehmood Khan

NATIONAL PAINTS FACTORIES CO. LTD

PO Box 5822, Sharjah - U.A.E

Tel : +971 6 5130000

mehmood.khan@nationalpaints.com

www.nationalpaints.com



Verifier Details

Name : Manuel Rama

Location : Spain

Accredited By :

Environmental Footprint Institute



ENVIRONMENTAL FOOTPRINT INSTITUTE

9.0 ADDITIONAL INFORMATION

9.1 Action against Erosion, Environmental Restoration, and Landscaping of the work.

Application of measures to prevent erosion, restore the environment, and landscape the job includes restoring all elements immediately connected to it. The restoration of other related items indirectly is also suggested, including work roads, auxiliary facilities, and loan and landfill lands.

In the areas of air protection, National Paints makes an effort to stop pollution and lessen its damaging effects on the environment management of both waste and water. The foundation of quality and environmental policy is a long-term growth plan built on recognized and global trends that have been expertly evaluated in relation to the development of potential clients' needs.

National Paints has a long history of developing and manufacturing high quality, cost efficient and environmentally compliant products and services. National Paints has one of the finest research and development laboratories in the Middle East.

Group R&D Centers caters to all the National Paint factories. Technologically advanced equipment is used to develop products that fulfill markets requirements and exceed customers' expectations.



9.0 ADDITIONAL INFORMATION

9.1 Information related to Sector EPD

This is not a sector EPD.

9.2 Differences versus previous versions

This is the first version of the EPD.

10.0 References

LCA Report: Life Cycle Inventory of AQUA EPOXY TOP COAT by National Paints Factories Co. Ltd..

Software: Air.e LCA Version 3.14.0.15 www.solidforest.com

Main database: Ecoinvent 3.9 www.ecoinvent.org

Geographical scope of the EPD: United Arab Emirates

ISO 14040:2006 "Environmental management -- life cycle assessment -- principles and framework";

ISO 14044:2006 "Environmental management -- life cycle assessment -- requirements and guidelines";

ISO 14020:2000 "Environmental Labels and declarations - General Principles

ISO 14025:2006 "Environmental labels and declarations -- type III environmental declarations - principles and procedures".

EN 15804+A2:2019/AC:2021 European Committee for Standardization: Sustainability of construction works – Environmental product declarations – Core rules for the product category of construction products.

General Programme Instructions of the Environmental Footprint Institute
Product Category Rules: P-3100: Construction products in general (EN-15804)